EN

STD rapidtestkits

Step-by-Step Guide:

Trichomonas Antigen Rapid Test Kit

This test detects Trichomonas vaginalis antigen from vaginal swabs using a chromatographic immunoassay (CIA), delivering rapid qualitative results. The membrane is pre-coated with anti-Trichomonas antibodies on the test line and goat anti-mouse IgG on the control line. This test is intended exclusively for female use.

During testing, the specimen reacts with colloidal gold particles coated with mouse anti-Trichomonas antibodies. If antigen is present, a pink-colored test line appears, indicating a positive result. A missing test line suggests a negative result. The control line confirms test validity. While highly accurate, results should be confirmed with additional diagnostic methods if necessary.

Precautions & Specimen Collection:
Wear protective gear, handle safely, and follow disposal guidelines. Use whole blood, serum, or plasma. Store at 2-8°C (3 days) or below -20°C (long-term) and bring to room temperature before testing.

Storage:
Store in a sealed pouch at 2-30°C, do not freeze, and use before the expiration date.

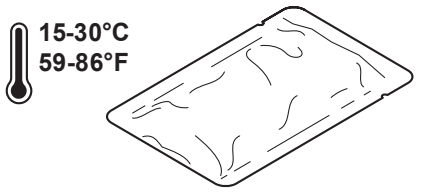

1 Preparation

Before starting the test, open the test kit package and take out all components.

Kit Contents:
- Test device (individually packed)
- Sterile swab
- Extraction tube with buffer
- Step-by-Step Guide



Open the pouch and place the test device on a flat surface



2 Sample Collection

Use the sterile swab from the kit. First, remove excess mucus with a cotton ball. Insert the swab into the endocervical canal until most of the tip is hidden. Rotate it 360° in one direction, wait 15 seconds, then remove it.

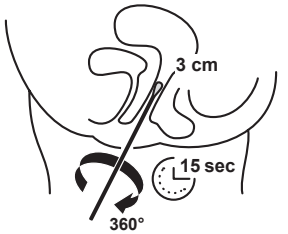

Insert the cervical swab into the extraction tube with buffer. Roll it 15 times while pressing against the tube.

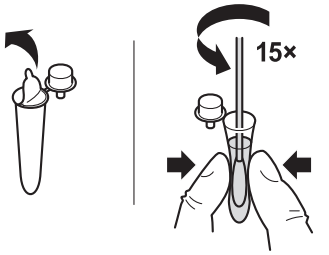

Wait for 2 minutes and squeeze out excess liquid as you remove the swab.

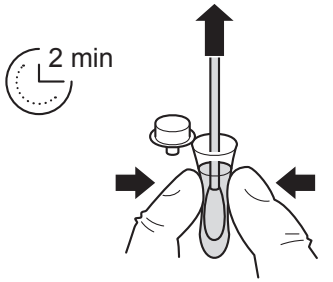

3 Test Procedure

Add 3 drops of the specimen to the sample well.

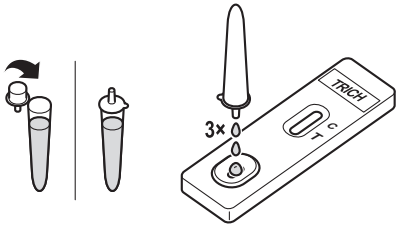

Wait 15 minutes and read the results. Do not interpret after 30 minutes.

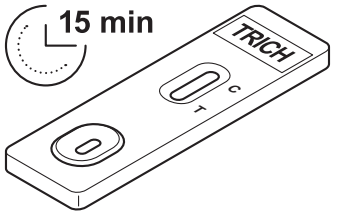

4 Result Interpretation

Possitive: If two lines appear at C and T, the result is Trichomonas Positive. In all positive cases, consult a healthcare professional for further evaluation and guidance.

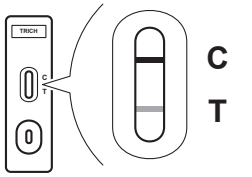

Negative: Only one line appears at C. No detectable Trichomonas antibodies. If symptoms persist, repeat the test after the incubation period or consult a healthcare professional for further evaluation.



Note: This is to detect pathogen antigens directly from vaginal swabs. Results are rapid, available within approximately 15 minutes. The quality of the testing specimen is crucial. Ensure a sufficient quantity of microorganisms in the swab.

Invalid: If no line appears at C, the test did not work correctly and is invalid. Use a new test device and follow the instructions carefully.

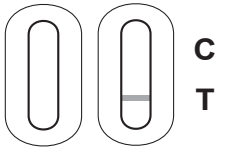

Remedium Biotech Solutions, incorporated in Singapore, manufactures rapid test kits for Stdrapidtestkits.com, offering accurate, convenient, and discreet at-home STD testing. With over 20 years of experience, we produce ISO 13485, GMP, and CE-certified test kits that deliver reliable results within minutes.

Our test kits are available worldwide, with local distributors ensuring fast and discreet delivery. For accurate results, follow all instructions carefully. Testing too early may result in false negatives, as antibodies may not yet be detectable. If symptoms persist despite a negative result, consult a healthcare professional.

This test is for preliminary screening only and should not replace a professional medical diagnosis. For confirmation, seek testing from a qualified healthcare provider. The manufacturer and distributor are not responsible for any misuse or reliance on test results.

helpdesk@stdrapidtestkits.com
stdrapidtestkits.com