EN

Step-by-Step Guide:

HBsAg Rapid Test Kit

This test detects Hepatitis B Surface Antigen (HBsAg) in whole blood, serum, or plasma using a rapid immunochromatographic assay, providing qualitative results within 15 minutes. A positive result indicates the presence of HBsAg, suggesting an active infection, while a negative result does not rule out infection. The test is useful for early detection and timely intervention in clinical and field settings. However, it detects only the antigen, not the virus itself, and should not be the sole diagnostic method. A negative result does not exclude infection; accuracy is 99%.

It is also advisable to confirm results with additional tests, as false positives or false negatives may occur. Proper interpretation alongside clinical symptoms and laboratory findings ensures accurate diagnosis and management.

Precautions & Specimen Collection:
For professional use only. Wear protective gear, handle safely, and follow disposal guidelines. Use whole blood, serum, or plasma. Store at 2-8°C (3 days) or below -20°C (long-term) and bring to room temperature before testing.

Storage:
Store in a sealed pouch at 2-30°C, do not freeze, and use before the expiration date.

15-30°C
59-86°F



1 Preparation

Before starting the test, open the test kit package and take out all components.

Kit Contents:

- Test device (individually packed)
- Buffer solution
- Disposable pipettes
- Safety lancet (for fingerstick blood)
- Alcohol swab
- Step-by-Step Guide



Sanitize or wash hands for 20 seconds, then dry completely.



Open the pouch and place the test device on a flat surface

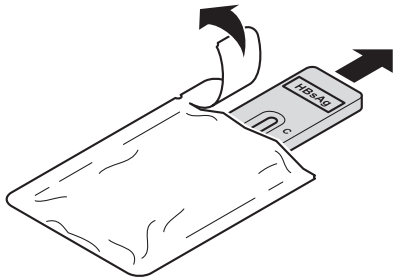

2 Sample Collection

Clean puncture site with alcohol swab.

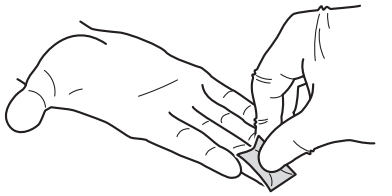

Remove the cap to expose the needle, then press it against the fingertip to puncture.

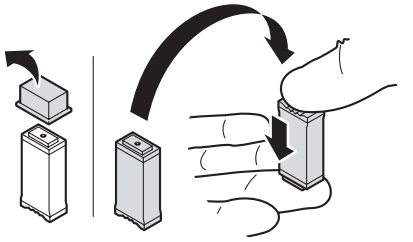

Collect 2 drops (~50 µl) using the pipette.

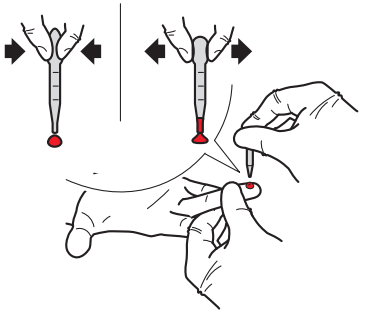

3 Test Procedure

Add 2 drops of the specimen to the sample well.

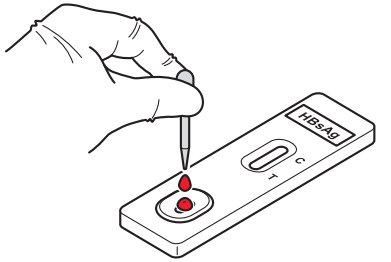

Add 2 drops of buffer to the sample well.

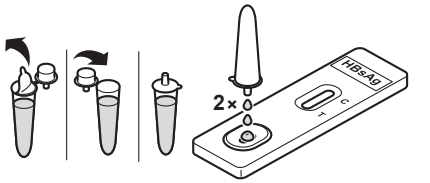

Wait 15 minutes and read the results. Do not interpret after 20 minutes.

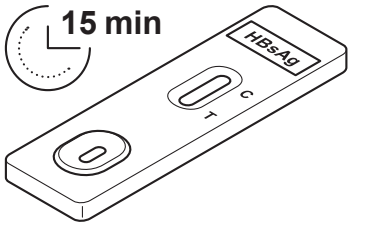

4 Result Interpretation

Positive: If two lines appear at C and T, the result is HBsAg Positive. In all positive cases, consult a healthcare professional for further evaluation and guidance.

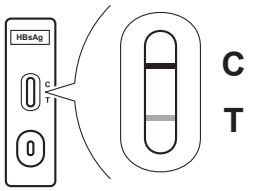

Note: The intensity of the color in test region (T) may vary depending on the concentration of target substances present in the specimen. Therefore, any shade of color in the test region should be considered positive. Besides, the antibodies level can not be determined by this qualitative test.

Insufficient specimen volume, incorrect operation procedure, or performing expired tests are the most likely reasons for control band failure.

Negative: Only one line appears at C. No detectable HBsAg antibodies. If symptoms persist, repeat the test after the incubation period or consult a healthcare professional for further evaluation.



Invalid: If no line appears at C, the test did not work correctly and is invalid. Use a new test device and follow the instructions carefully.

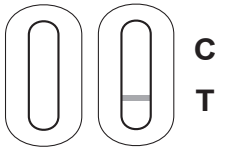

Remedium Biotech Solutions, incorporated in Singapore, manufactures rapid test kits for STDrapidtestkits.com, offering accurate, convenient, and discreet at-home STD testing. With over 20 years of experience, we produce ISO 13485, GMP, and CE-certified test kits that deliver reliable results within minutes.

Our test kits are available worldwide, with local distributors ensuring fast and discreet delivery. For accurate results, follow all instructions carefully. Testing too early may result in false negatives, as antibodies may not yet be detectable. If symptoms persist despite a negative result, consult a healthcare professional.

This test is for preliminary screening only and should not replace a professional medical diagnosis. For confirmation, seek testing from a qualified healthcare provider. The manufacturer and distributor are not responsible for any misuse or reliance on test results.

helpdesk@stdrapidtestkits.com
stdrapidtestkits.com